


English Workbook

3



Name : _____

Class : _____

School : _____

Foreword

Dear Parent / Teacher

This level of Kindergarten curriculum is designed to enhance a child's natural instincts to question, discover and participate in the world around them. It lays a critical foundation for academic success in years to come.

Kindergarten is changing and parents are feeling pressure to prepare their children for their first school experience. But while some may fret that reading and doing addition are pre-requisites for kindergarten these days, your child likely possesses many of the skills she / he needs to be successful as she / he begins school.

The child is expected to:

- understand alphabets, numbers, shapes, etc.
- recite letters and some sounds
- recognise numbers, pictures, alphabets, etc.
- be able to understand basic communication and follow instructions
- able to play, talk and enjoy with peers
- develop social skills
- ability to express feelings

The book contains sets of worksheets aimed at imparting knowledge to the child related to language, art, mathematics, drawing etc. The worksheets are designed using the concept of collaborative learning so that the child can develop a holistic learning pattern in the foundation years of her/his education.

There are instructions given on every worksheet. The learning of the child will depend upon the ability of the Parent / Teacher as how sincerely they follow the instructions and emphasise on the objectives. There are Parents / Teachers guiding notes before each set of worksheets pertaining to a subject. Parents / Teachers must read the guiding notes and instructions carefully to understand and implement them. These worksheets are for the child so make sure that you help and guide if required, but don't do these for them.

The worksheets are perforated and once completed, may be kept in a separate folder.


"My Planner" is designed keeping in mind the most logical flow of the curriculum for the child to learn. Parents / Teachers may decide to change as per their requirements. Keep a track of worksheets by maintaining the record.

There are three sets of Self-Assessment given at the end of the worksheets. It is to be noted that the scores in these assessments are not important, what is important is the learning and understanding ability of the child.


Happy teaching and learning...

Team
PlayWayShop





Guiding Notes for Parent / Teacher
(Level – 3, English)



This level of learning English starts with the revision practice of Capital and Small letters. Capital and Small cursive is introduced to the child at this stage. It is important to note that we use cursive style while writing and thus this portion of English must be practiced thoroughly for a better handwriting.

There are two letter words introduced at this stage. Parents / Teacher are advised to teach the child and focus on the continuous joining of two cursive alphabets while writing. The formation of letters will help in writing the words smoothly without lifting up the pencil.

Many parents would like to teach their children English at home, but don't know how to start. It doesn't matter if your own English is not perfect. The most important thing is that you are enthusiastic and that you give your children lots of encouragement and praise. Your child will pick up on your enthusiasm for the language. Don't worry if your child doesn't start speaking English immediately. They will need a certain amount of time to absorb the language. Be patient, and they will begin to speak English in their own time.

The set of worksheets cover curriculum and knowledge, laying & strong foundation for English language learning. The objectives of each worksheet are given in detail. Parent / Teacher must emphasize on the key concepts to be learnt by the child. Generally the foundation year of a child focuses more on construction of small words along with basic grammatical sense.

Grammar plays an important role in learning English Language. It helps in constructing sentences along with expression of thought in the right perspective. Parents / Teachers must give stress on the usage of the right parts of speech and tense by making the child understand the concept. Never try to emphasize on memorizing as this will weaken their basic concepts. Try to use sentences and communicate using more of the content relevant to the child and associated with the learning given in the worksheets.

Remember daily practice and regular engagement will definitely accelerate the learning. Small and regular use of English will develop acceptance and understanding of this language. Give the child an environment so that she/he can practice. Parents / Teachers should also develop reading habits in kids. Motivate them to spend time with books of their relevance. Never get worried or angry on mistakes done by the kids, rather motivate and correct them.

Happy learning

Team
PlayWayShop.com





S. No.	Topic	Code	Page No.	Date	Parent's / Teacher's Signature
1	Capital & Small letters	S302C0001B	1		
		S302C0002B	2		
2	Patterns	S302C0003B	3		
		S302C0004B	4		
		S302C0005B	5		
		S302C0006B	6		
		S302C0007B	7		
3	Small Cursive Alphabet u	S302C0008B	8		
4	Small Cursive Alphabet i	S302C0009B	9		
5	Small Cursive Alphabet v	S302C0010B	10		
6	Small Cursive Alphabet w	S302C0011B	11		
7	Small Cursive Alphabet y	S302C0012B	12		
8	Small Cursive Alphabet t	S302C0013B	13		
9	Small Cursive Alphabet j	S302C0014B	14		
10	Small Cursive Alphabet m	S302C0015B	15		
11	Small Cursive Alphabet n	S302C0016B	16		
12	Small Cursive Alphabet p	S302C0017B	17		
13	Small Cursive Alphabet h	S302C0018B	18		
14	Small Cursive Alphabet k	S302C0019B	19		
15	Writing Small Cursive Alphabet	S302C0020B	20		
16	Circling Correct Small Cursive Alphabet	S302C0021B	21		
17	Match up	S302C0022B	22		
18	Odd one out	S302C0023B	23		
19	Small Cursive Alphabet l	S302C0024B	24		
20	Small Cursive Alphabet b	S302C0025B	25		
21	Small Cursive Alphabet e	S302C0026B	26		
22	Small Cursive Alphabet f	S302C0027B	27		
23	Small Cursive Alphabet c	S302C0028B	28		
24	Small Cursive Alphabet a	S302C0029B	29		
25	Small Cursive Alphabet d	S302C0030B	30		
26	Small Cursive Alphabet g	S302C0031B	31		
27	Small Cursive Alphabet q	S302C0032B	32		
28	Small Cursive Alphabet o	S302C0033B	33		
29	Small Cursive Alphabet r	S302C0034B	34		
30	Small Cursive Alphabet s	S302C0035B	35		
31	Small Cursive Alphabet x	S302C0036B	36		
32	Small Cursive Alphabet z	S302C0037B	37		
33	Small Cursive Alphabets a, b, c, d	S302C0038B	38		



S. No.	Topic	Code	Page No.	Date	Parent's / Teacher's Signature
34	Small Cursive Alphabets e, f, g, h	S302C0039B	39		
35	Small Cursive Alphabet i, j, k, l	S302C0040B	40		
36	Small Cursive Alphabet m, n, o, p	S302C0041B	41		
37	Small Cursive Alphabets q, r, s, t	S302C0042B	42		
38	Small Cursive Alphabets u, v, w, x	S302C0043B	43		
39	Small Cursive Alphabets y, z	S302C0044B	44		
40	Small Cursive Alphabets (a - z)	S302C0045B	45		
		S302C0045B	46		
41	Missing letters (a - z)	S302C0046B	47		
		S302C0047B	48		
42	Writing Small Cursive Alphabet	S302C0048B	49		
43	Circling Correct Small Cursive Alphabet	S302C0049B	50		
44	Match up	S302C0050B	51		
45	Two letter words	S302C0051B	52		
		S302C0052B	53		
		S302C0053B	54		
		S302C0054B	55		
46	Three letter words	S302C0055B	56		
		S302C0056B	57		
		S302C0057B	58		
		S302C0058B	59		
		S302C0059B	60		
		S302C0060B	61		
47	Match up	S302C0061B	62		
		S302C0062B	63		
48	Name the pictures (3 letter words)	S302C0063B	64		
		S302C0064B	65		
		S302C0065B	66		
49	Patterns	S302C0066B	67		
		S302C0067B	68		
		S302C0068B	69		
50	Capital Cursive Alphabet C	S302C0069B	70		
51	Capital Cursive Alphabet E	S302C0070B	71		
52	Capital Cursive Alphabet G	S302C0071B	72		
53	Capital Cursive Alphabet I	S302C0072B	73		
54	Capital Cursive Alphabet J	S302C0073B	74		
55	Capital Cursive Alphabet P	S302C0074B	75		



S. No.	Topic	Code	Page No.	Date	Parent's / Teacher's Signature
56	Capital Cursive Alphabet B	S302C0075B	76		
57	Capital Cursive Alphabet R	S302C0076B	77		
58	Capital Cursive Alphabet D	S302C0077B	78		
59	Capital Cursive Alphabet U	S302C0078B	79		
60	Capital Cursive Alphabet V	S302C0079B	80		
61	Capital Cursive Alphabet W	S302C0080B	81		
62	Capital Cursive Alphabet Y	S302C0081B	82		
63	Capital Cursive Alphabet Z	S302C0082B	83		
64	Writing Capital Cursive Alphabet	S302C0083B	84		
65	Circling Correct Capital Alphabet	S302C0084B	85		
66	Odd one out	S302C0085B	86		
67	Capital Cursive Alphabet O	S302C0086B	87		
68	Capital Cursive Alphabet Q	S302C0087B	88		
69	Capital Cursive Alphabet X	S302C0088B	89		
70	Capital Cursive Alphabet T	S302C0089B	90		
71	Capital Cursive Alphabet F	S302C0090B	91		
72	Capital Cursive Alphabet H	S302C0091B	92		
73	Capital Cursive Alphabet K	S302C0092B	93		
74	Capital Cursive Alphabet A	S302C0093B	94		
75	Capital Cursive Alphabet M	S302C0094B	95		
76	Capital Cursive Alphabet N	S302C0095B	96		
77	Capital Cursive Alphabet S	S302C0096B	97		
78	Capital Cursive Alphabet L	S302C0097B	98		
79	Capital Cursive Alphabets (A -Z)	S302C0098B	99		
		S302C0098B	100		
80	Missing letters (A - Z)	S302C0099B	101		
		S302C0100B	102		
81	Writing Capital Cursive Alphabet	S302C0101B	103		
82	Circling Correct Capital Alphabet	S302C0102B	104		
83	Match up	S302C0103B	105		
84	Writing Small cursive letter	S302C0104B	106		
85	Writing Capital cursive letter	S302C0105B	107		
86	Blank sheets	Practice sheets	108		
87	Assessment - I	(i) - (ii)			
88	Assessment - II	(iii) - (iv)			
89	Assessment - III	(v) - (vi)			

Name _____

Class _____

Date _____

Capital & Small letters**Instructions for Parents/Teachers**

1. Learning Outcome : Writing capital and small letters
2. Child to write capital and small letters.

3. If required, help the student in writing the letters.
4. Pay attention on formation.

Aa

Bb

Cc

Dd

Ee

Ff

Gg

Hh

Ii

Jj

Kk

Ll

Mm

Nn

Oo

Pp

Name _____

Class _____

Date _____

Capital & Small letters**Instructions for Parents/Teachers**

1. Learning Outcome : Writing capital and small letters
2. Child to write capital and small letters.
3. If required, help the student in writing the letters.
4. Pay attention on formation.

Qq

Rr

Ss

Tt

Uu

Vv

Ww

Xx

Yy

Zz

Filing Margin

This content is Intellectual property of CSPL.
No part of this content to be reproduced without written permission of CSPL.

Parent's Signature _____

2

Teacher's Signature _____

Patterns**Instructions for Parents/Teachers**

1. Learning outcome : Drawing patterns
2. Child to trace and draw the patterns.
3. Parent / Teacher should help the student in drawing patterns.
4. Ensure correct direction while tracing and drawing.

1 1 

Small Cursive Alphabet *u*

Instructions for Parents/Teachers

1. Learning Outcome : Small Cursive Alphabet u
2. Child to trace and write the letter with pencil.
3. Practice as per the suggested directions shown.
4. If required, help the student in tracing and writing.
5. Phonic sound of U says "u" as in uniform.
6. You should speak the alphabet, student to listen and repeat.

Practice - I



Umbrella



u

u

u

u

u

u



SAMPLE

Practice - II



Uncle



u

u

u

u

u

u

Filing Margin

This content is intellectual property of CSP.L.
No part of this content to be reproduced without written permission of CSP.L.

S302C0008B