


# Hindi Workbook

3



Name : \_\_\_\_\_

Class : \_\_\_\_\_

School : \_\_\_\_\_

## Foreword

Dear Parent / Teacher

This level of Kindergarten curriculum is designed to enhance a child's natural instincts to question, discover and participate in the world around them. It lays a critical foundation for academic success in years to come.

Kindergarten is changing and parents are feeling pressure to prepare their children for their first school experience. But while some may fret that reading and doing addition are pre-requisites for kindergarten these days, your child likely possesses many of the skills she / he needs to be successful as she / he begins school.

The child is expected to:

- understand alphabets, numbers, shapes, etc.
- recite letters and some sounds
- recognise numbers, pictures, alphabets, etc.
- be able to understand basic communication and follow instructions
- able to play, talk and enjoy with peers
- develop social skills
- ability to express feelings

The book contains sets of worksheets aimed at imparting knowledge to the child related to language, art, mathematics, drawing etc. The worksheets are designed using the concept of collaborative learning so that the child can develop a holistic learning pattern in the foundation years of her/his education.

There are instructions given on every worksheet. The learning of the child will depend upon the ability of the Parent / Teacher as how sincerely they follow the instructions and emphasise on the objectives. There are Parents / Teachers guiding notes before each set of worksheets pertaining to a subject. Parents / Teachers must read the guiding notes and instructions carefully to understand and implement them. These worksheets are for the child so make sure that you help and guide if required, but don't do these for them.

The worksheets are perforated and once completed, may be kept in a separate folder.


“My Planner” is designed keeping in mind the most logical flow of the curriculum for the child to learn. Parents / Teachers may decide to change as per their requirements. Keep a track of worksheets by maintaining the record.

There are three sets of Self-Assessment given at the end of the worksheets. It is to be noted that the scores in these assessments are not important, what is important is the learning and understanding ability of the child.


Happy teaching and learning...

Team  
PlayWayShop






Guiding Notes for Parent / Teacher  
(Level – 3, Hindi)




Hindi is one of the most common languages spoken in India. The entire northern part of the country thrives while speaking in Hindi, the language has managed to seal its presence in the Western, Eastern and Southern states too. It's easy for many of us to speak, read and understand this language but writing this language still is a challenge for many. In comparison to English, Hindi has extra symbols used to put stress for pronunciation and sound aka "Swar". The foundation of understanding the language and developing a liking towards this language begins from Kindergarten.

Parents / Teachers are advised to ensure that the child understands the logic of "Swar" and "Vyanjan" along with their usage. The worksheets are designed keeping in mind that there are minute details to be focussed upon while teaching the child. The child might not be able to construct words independently but must be clear about the formation as per the pronunciation. Generally writing Hindi is more difficult as compared to English for the child so practice more.


- 
- Give stress on the pronunciation of words so that the child can understand the implications of "Matra" while reading or writing
  - At this level the child learns to write two letter words.
  - Make the child understand the basic grammar
  - Gender in Hindi language for Non-Living things is a critical area to deal with. Make sure that you correct the child whenever she/he commits a mistake
  - Never try to compare between languages. Some Parents / Teacher might deal Hindi as a second language and the orientation of the child also changes according to this, which results into disliking of Hindi as a subject
  - Formation of words and correct usage of "Matrayein" is the key to good writing ability
  - Pronunciation and vocabulary helps in construction of sentences to communicate

Parents / Teachers can play games or engage in different activities in routine life so as to enhance learning of Hindi language. One of the most effective ways to develop interest in the Child is to read stories to them with expressions. During a story session, Parents/ Teachers can relate it to experiential learning by constant quizzing and relating it to the real world external environment around the child.

Remember that speaking or understanding Hindi as a language is very easy for some but not for everyone, so give equal importance to it.



There are certain "Swars" and "Vyanjans" which can be written in more than one way. We have tried putting the most common and ideal pattern of writing them. You are advised to follow the pattern acceptable in your academic surroundings.





S. No.	Topic	Code	Page No.	Date	Parent's / Teacher's Signature
1	स्वर अ से अः	S304C0001B	1		
		S304C0001B	2		
2	व्यंजन क	S304C0002B	3		
3	व्यंजन ख	S304C0003B	4		
4	व्यंजन ग	S304C0004B	5		
5	व्यंजन घ	S304C0005B	6		
6	व्यंजन ङ	S304C0006B	7		
7	व्यंजन क, ख, ग, घ, ङ	S304C0007B	8		
8	व्यंजन च	S304C0008B	9		
9	व्यंजन छ	S304C0009B	10		
10	व्यंजन ज	S304C0010B	11		
11	व्यंजन झ	S304C0011B	12		
12	व्यंजन ञ	S304C0012B	13		
13	व्यंजन च, छ, ज, झ, ञ	S304C0013B	14		
14	व्यंजन ट	S304C0014B	15		
15	व्यंजन ठ	S304C0015B	16		
16	व्यंजन ड	S304C0016B	17		
17	व्यंजन ढ	S304C0017B	18		
18	व्यंजन ण	S304C0018B	19		
19	व्यंजन ट, ठ, ड, ढ, ण	S304C0019B	20		
20	चित्रों का पहला अक्षर	S304C0020B	21		
21	मिलान करो	S304C0021B	22		
22	सही अक्षर की पहचान	S304C0022B	23		
23	व्यंजन त	S304C0023B	24		
24	व्यंजन थ	S304C0024B	25		
25	व्यंजन द	S304C0025B	26		
26	व्यंजन ध	S304C0026B	27		
27	व्यंजन न	S304C0027B	28		
28	व्यंजन त, थ, द, ध, न	S304C0028B	29		
29	व्यंजन प	S304C0029B	30		
30	व्यंजन फ	S304C0030B	31		
31	व्यंजन ब	S304C0031B	32		
32	व्यंजन भ	S304C0032B	33		
33	व्यंजन म	S304C0033B	34		
34	व्यंजन प, फ, ब, भ, म	S304C0034B	35		
35	चित्रों का पहला अक्षर	S304C0035B	36		
36	मिलान करो	S304C0036B	37		
37	सही अक्षर की पहचान	S304C0037B	38		
38	व्यंजन य	S304C0038B	39		



S. No.	Topic	Code	Page No.	Date	Parent's / Teacher's Signature
39	व्यंजन र	S304C0039B	40		
40	व्यंजन ल	S304C0040B	41		
41	व्यंजन व	S304C0041B	42		
42	व्यंजन य, र, ल, व	S304C0042B	43		
43	व्यंजन श	S304C0043B	44		
44	व्यंजन ष	S304C0044B	45		
45	व्यंजन स	S304C0045B	46		
46	व्यंजन ह	S304C0046B	47		
47	व्यंजन श, ष, स, ह	S304C0047B	48		
48	व्यंजन क्ष	S304C0048B	49		
49	व्यंजन त्र	S304C0049B	50		
50	व्यंजन ज्ञ	S304C0050B	51		
51	व्यंजन श्र	S304C0051B	52		
52	व्यंजन क्ष, त्र, ज्ञ, श्र	S304C0052B	53		
53	चित्रों का पहला अक्षर	S304C0053B	54		
54	मिलान करो	S304C0054B	55		
55	सही अक्षर की पहचान	S304C0055B	56		
56	व्यंजन क से जो	S304C0056B	57		
		S304C0056B	58		
57	रिक्त स्थान	S304C0057B	59		
		S304C0058B	60		
58	दो वर्ण वाले शब्द	S304C0059B	61		
59	चित्रों के नाम (दो वर्ण)	S304C0060B	62		
		S304C0061B	63		
60	दो वर्ण वाले शब्द	S304C0062B	64		
61	तीन वर्ण वाले शब्द	S304C0063B	65		
62	चित्रों के नाम (तीन वर्ण)	S304C0064B	66		
		S304C0065B	67		
63	तीन वर्ण वाले शब्द	S304C0066B	68		
64	Blank sheets	Practice sheets	69		
		Practice sheets	70		
65	Assessment - I	(i) - (ii)			
66	Assessment - II	(iii) - (iv)			
67	Assessment - III	(v) - (vi)			

स्वर अ से अः

## Instructions for Parents/Teachers

1. बच्चे से 'अ-अः' तक स्वर लिखवाएँ।
2. स्वर का उच्चारण करना सिखाएँ।

3. यदि आवश्यक हो तो, बच्चे की लिखने में मदद करें।

## Practice - I

अ

आ

इ

ई

उ

ऊ

ए

ऐ

औ

औ

अं

अः

## Practice - II

.

.

.

.

.

.

.

.

.

.

.


.



व्यंजन क


Instructions for Parents/Teachers


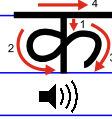
1. बच्चे से व्यंजन 'क' लिखवाएं।
2. नीचे दर्शाई गई दिशा में अभ्यास कराएं।

3.  व्यंजन का उच्चारण करना सिखाएं।
4. क से शुरू होने वाले शब्द बताएं जैसे – कमल, कलश।

Practice - I




 कलश

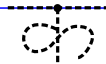
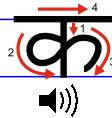


Filing Margin

Practice - II



 कमल



This content is intellectual property of CSPL.  
No part of this content to be reproduced without written permission of CSPL.