


English Tutorial

1



Name : _____

Class : _____

School : _____

Preface

Dear Teacher / Parent

This is the first stage of your child's formal learning. In the early stage it is important to focus on the physical development of the child along with the mental development.

The focus of Teacher / Parent in the early stage must be on developing Fine and Gross Motor Skills. Involve the child in activities where she / he can pick, arrange and move objects. Play games which require running, jumping, sitting, standing, etc. so that the child develops coordination between physical movements and brain. Emphasis must be given to sharpen visual, auditory and kinaesthetic senses by making each learning activity an experiential learning.

The book contains tutorials aimed at imparting knowledge to the child related to language. The topics are designed using the concept of collaborative learning so that the child can develop a holistic learning pattern in the foundation years of her/his education.

There are instructions given on every topic. The learning of the child will depend upon the ability of the Teacher / Parent as how sincerely they follow the instructions and emphasise on the objectives. Teacher / Parent must use the tutorials to create visual recognitions and develop new vocabulary for the child. The images in the topics can be used to develop environmental learning and building concepts around them.

For eg. The first Topic is **A**. The concepts which can be built around the objects shown in the topic are:


- means of transport: what are the different means of transport ; talk about train, buses, car, etc.
- fruits: different fruits and their tastes, colours of fruits, benefits of fruits etc.
- insects: different insects the child can recognise like mosquitoes, bees, etc.; how to keep yourself safe from insects etc.
- alarm: clock, time, hands of clock, etc.

Remember that the child doesn't understand subjects but is curious to know new things. This ability of the child has to be used to enhance her / his learning.

Happy teaching and learning...

Team
PlayWayShop.com

Usage of Crayons

1. A variety of crayons are available in the market. We recommend Triangular crayons  over other crayons. Triangular crayons improve the grip and motor skills of the child.
2. It is observed that generally crayons are not being sharpened. Make sure the crayons are sharpened using crayon sharpener.
3. Make sure that the crayons are clean. Generally kids overwrite one colour over the other.
4. Ensure proper recognition of colours while colouring. Teacher / Parent should speak the colour and the child should repeat it atleast twice.
5. The crayon should be of sufficient length. It should at least cross the hands of child.
6. The hands of child should not be wet or oily while using the crayons.



Index



S.No.	Topic	Page No.
1.	Alphabet A	1
2.	Alphabet B	2
3.	Alphabet C	3
4.	Alphabet D	4
5.	Alphabet E	5
6.	Alphabet F	6
7.	Alphabet G	7
8.	Alphabet H	8
9.	Alphabet I	9
10.	Alphabet J	10
11.	Alphabet K	11
12.	Alphabet L	12
13.	Alphabet M	13
14.	Alphabet N	14
15.	Alphabet O	15
16.	Alphabet P	16
17.	Alphabet Q	17
18.	Alphabet R	18
19.	Alphabet S	19
20.	Alphabet T	20
21.	Alphabet U	21
22.	Alphabet V	22
23.	Alphabet W	23
24.	Alphabet X	24
25.	Alphabet Y	25
26.	Alphabet Z	26
27.	Alphabets A to O	27
28.	Alphabets P to Z	28

Alphabet A

Learning Outcome

Recognition and pronunciation of Alphabet A and related objects

Concept to be built around

Means of transport, insect, fruit and clock

Colour

Teach the colour of alphabet & related objects

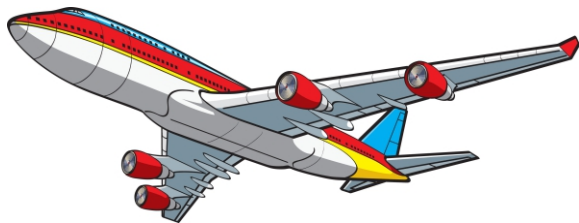
Pronunciation - Pronounce words and ask the child to repeat.

«»» Aeroplane


«»» Ant

«»» Apple

«»» Alarm



«»» **Aeroplane**



«»» **Ant**

 **A** SAMPLE



«»» **Apple**



«»» **Alarm**

Alphabet B

Learning Outcome

Recognition and pronunciation of Alphabet B and related objects

Concept to be built around

Sports, stationary item, fruit and insect

Colour

Teach the colour of alphabet & related objects

Pronunciation - Pronounce words and ask the child to repeat.

- «») Ball
- «») Book
- «») Banana
- «») Butterfly



«») **Ball**



«») **Book**

Play
Way
Shop.com

SAMPLE

B



«») **Banana**



«») **Butterfly**

Alphabet C

Learning Outcome

Recognition and pronunciation of Alphabet C and related objects

Concept to be built around

Animal, birthday and party celebration and means of transport

Colour

Teach the colour of alphabet & related objects

Pronunciation - Pronounce words and ask the child to repeat.

- «» Cat
- «» Cake
- «» Car
- «» Camel



«» Cat



«» Cake

Play Way Shop.com

SAMPLE
C



«» Car



«» Camel